

**RAPORT - WEB SITE www.volcano-erasmusplus.eu/
made by Magdalena Szewczyk**






**Total Number of web site visits - 2239 from 01.10.2015 - 05.02.2016
New visits - 60, 47 %**

VISITS by CITIES

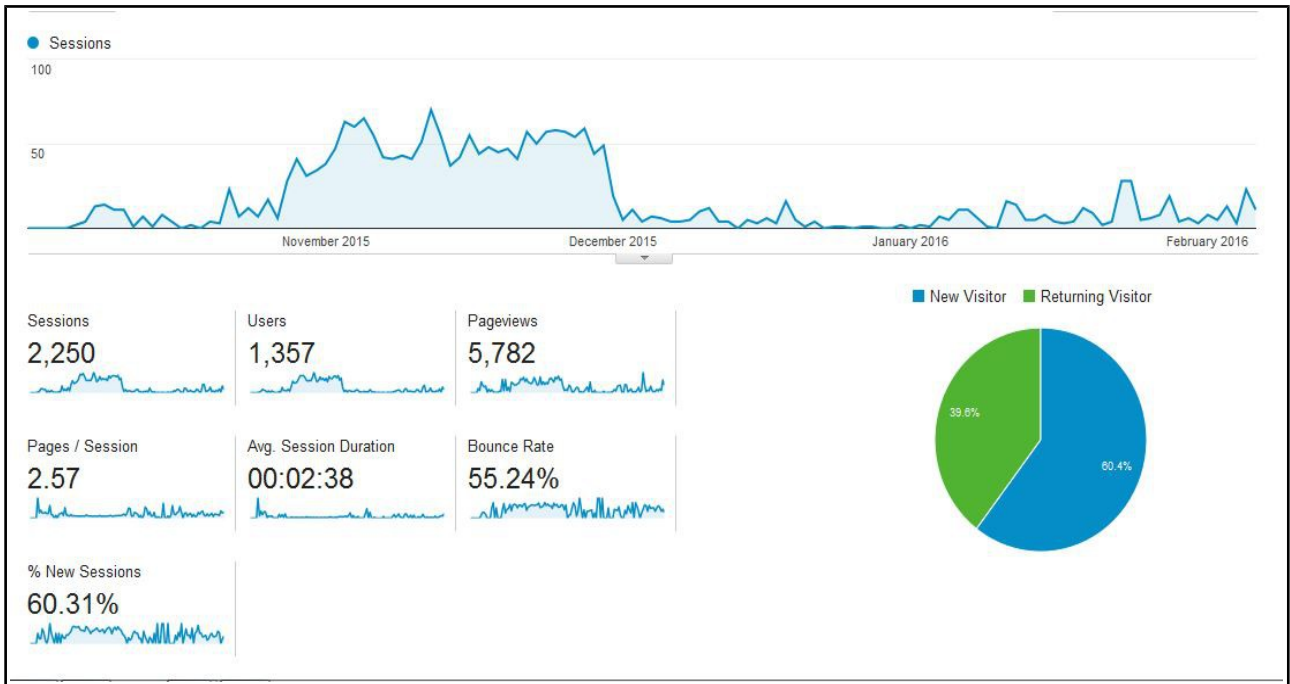
Miejscowość	Sesje
	2 239 % całości: 100,00% (2 239)
1. Antalya	1 062 (47,43%)
2. Wroclaw	206 (9,20%)
3. Ankara	146 (6,52%)
4. Naples	90 (4,02%)
5. Izmir	87 (3,89%)
6. Istanbul	72 (3,22%)
7. (not set)	59 (2,64%)
8. Angra do Heroismo	45 (2,01%)
9. Clermont-Ferrand	31 (1,38%)
10. Las Palmas de Gran Canaria	25 (1,12%)
11. Ponta Delgada	22 (0,98%)
12. Konya	17 (0,76%)

13. Fethiye	17 (0,76%)
14. Issoire	16 (0,71%)
15. Lisbon	15 (0,67%)
16. Mersin	13 (0,58%)
17. Rome	11 (0,49%)
18. Isparta	11 (0,49%)
19. Milan	10 (0,45%)
20. Adana	10 (0,45%)
21. Afyonkarahisar	10 (0,45%)
22. Bursa	10 (0,45%)
23. Erzurum	10 (0,45%)
24. Denizli	9 (0,40%)
25. Almada	8 (0,36%)
26. Warsaw	6 (0,27%)
27. Diyarbakir	6 (0,27%)
28. Alanya	6 (0,27%)
29. Aydin	5 (0,22%)
30. Eskisehir	5 (0,22%)
31. New York	5 (0,22%)
32. Nanjing	4 (0,18%)
33. Boston	4 (0,18%)
34. Kirsehir	4 (0,18%)
35. Ordu	4 (0,18%)
36. Paris	3 (0,13%)
37. Oslo	3 (0,13%)
38. Riyadh	3 (0,13%)
39. Balikesir	3 (0,13%)
40. Kayseri	3 (0,13%)
41. Malatya	3 (0,13%)
42. Corlu	3 (0,13%)
43. Trabzon	3 (0,13%)
44. Karaman	3 (0,13%)
45. Aurillac	3 (0,13%)
46. Cournon-d'Auvergne	3 (0,13%)
47. Monistrol-sur-Loire	3 (0,13%)
48. Amasya	3 (0,13%)
49. Burdur	3 (0,13%)
50. Marmaris	3 (0,13%)

Visits by countries
2250 - total number of visits - 01.10.2015 - 06.02.2016

Country ?	Acquisition		
	Sessions ? ↓	% New Sessions ?	New Users ?
	2,250 % of Total: 100.00% (2,250)	60.36% Avg for View: 60.31% (0.07%)	1,358 % of Total: 100.07% (1,357)
1.  Turkey	1,601 (71.16%)	67.90%	1,087 (80.04%)
2.  Poland	222 (9.87%)	21.17%	47 (3.46%)
3.  Italy	121 (5.38%)	62.81%	76 (5.60%)
4.  Portugal	119 (5.29%)	28.57%	34 (2.50%)
5.  France	63 (2.80%)	36.51%	23 (1.69%)
6.  United States	35 (1.56%)	88.57%	31 (2.28%)
7.  Spain	28 (1.24%)	53.57%	15 (1.10%)
8.  Netherlands	11 (0.49%)	36.36%	4 (0.29%)
9.  United Kingdom	5 (0.22%)	100.00%	5 (0.37%)
10.  China	4 (0.18%)	100.00%	4 (0.29%)





	Device Category ?	Acquisition		
		Sessions ? ↓	% New Sessions ?	New Users ?
<input type="checkbox"/>		2,250 % of Total: 100.00% (2,250)	60.36% Avg for View: 60.31% (0.07%)	1,358 % of Total: 100.07% (1,357)
<input type="checkbox"/>	1. desktop	1,485 (66.00%)	58.32%	866 (63.77%)
<input type="checkbox"/>	2. mobile	637 (28.31%)	68.45%	436 (32.11%)
<input type="checkbox"/>	3. tablet	128 (5.69%)	43.75%	56 (4.12%)